



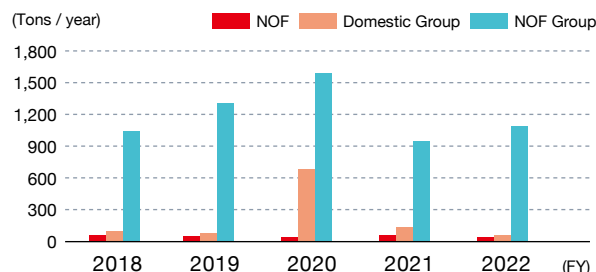
Promotion of drive toward Zero Emissions*

The volume of wastes discarded by the Domestic Group for final disposal by landfill was 55.1 tons in fiscal 2022, with the Zero Emissions rate standing at 0.035%.

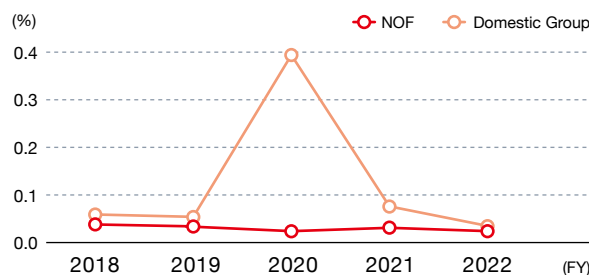
Meanwhile, NOF's final landfill volume was 36.9 tons, with the Zero Emissions rate standing at 0.024%.

We will continue to promote separate collection of waste and recycling to reduce the final disposal volume by landfill.

Changes in final disposal volume by landfill



Changes in Zero Emissions rate



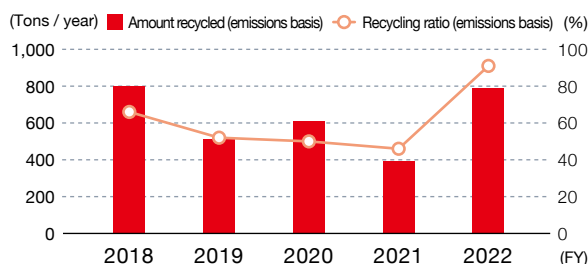
Recycling of valuables from waste

In FY2022, the amount of waste plastic recycled by the

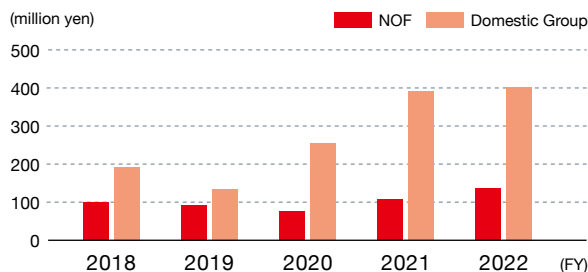
NOF Group increased to 791 tons, and the recycling ratio against the amount discharged also improved to 91%. In addition, the Domestic Group's sales from the recycling of waste amounted to 403 million yen.

We will continue to actively sort, recycle, and reuse waste plastics and also continue our recycling efforts.

Changes in recycling of plastic waste (NOF Group)



Changes in sum of valuables sold



Resource circulation

The NOF Group is conducting the following efforts as resource circulation initiatives.

- (1) Promotion of sales of valuable waste and internal processing

- (2) Reduction of waste generated by maintaining separate disposal and improving processes
 - (3) Ongoing search for recycling and disposal contractors as well as processing implementation
 - (4) Landfill reduction through recycling of existing waste
- In this way, we promote resource circulation, reduce waste, and lessen our environmental impact.

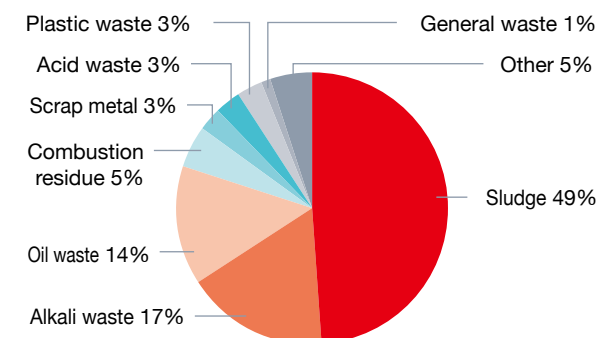
Changes in waste quantity from plants (tons)

Category	2018	2019	2020	2021	2022
NOF	30,161	28,446	28,955	29,164	25,157
Domestic Group	25,976	23,662	24,176	23,796	21,270
NOF Group	25,061	22,721	22,529	22,822	20,493

Breakdown of waste quantity from plants (FY2022) (tons)

Category	Waste quantity from plants	Recycling quantity	Outside disposal quantity	Final disposal quantity by landfill
NOF Group	25,157	16,547	7,515	1,095
Domestic Group	21,270	15,916	5,291	64
NOF	20,493	15,242	5,214	37

Breakdown of waste from plants (FY2022) (NOF Group)



* Here, this means an endeavor to make the disposal quantity of industrial waste through corporate and production activities close to zero. NOF's definition of zero emission: Volume of final disposal by landfill/volume of waste, etc. generated × 100 ≤ 0.10